

# 2003-2004: a data snapshot

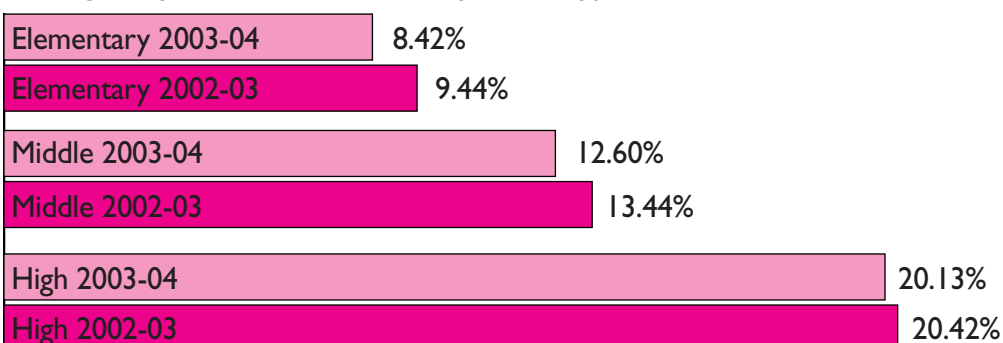
Figures from the first year of the standardized curriculum, with comparisons to the prior year.

Source: School District of Philadelphia.

## Attendance


### Student absenteeism is down

Average daily student absenteeism, by school type



### Teacher absenteeism has increased slightly

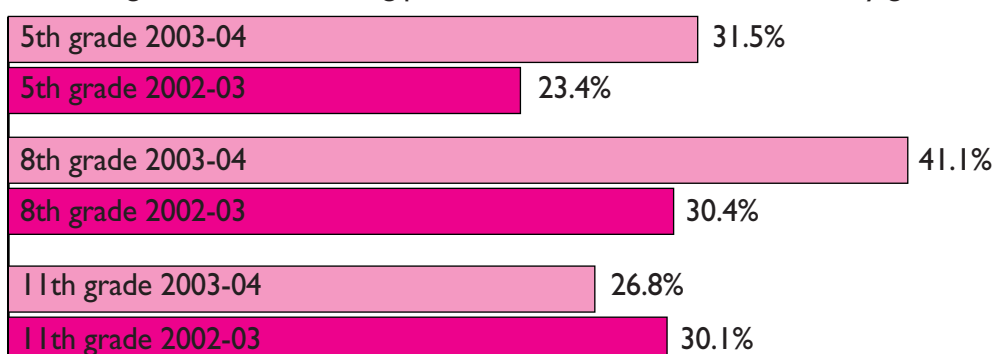
Average daily teacher absenteeism



## Test scores

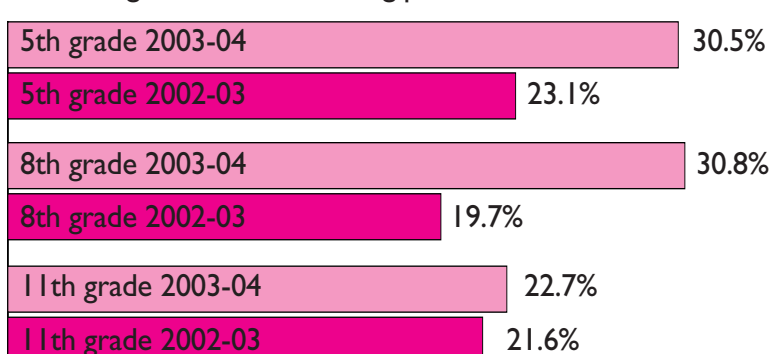
### Reading proficiency is up in 5th, 8th grades and down in 11th

Percentage of students scoring proficient or advanced on the PSSA, by grade



### Math proficiency is up significantly in 5th and 8th grades

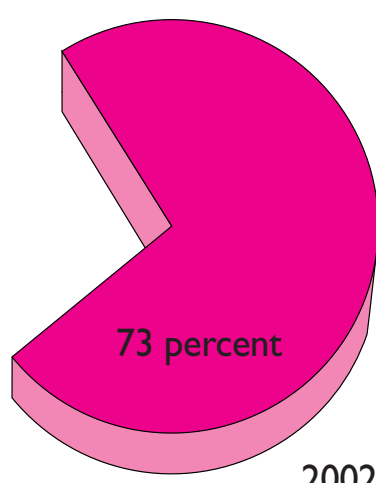
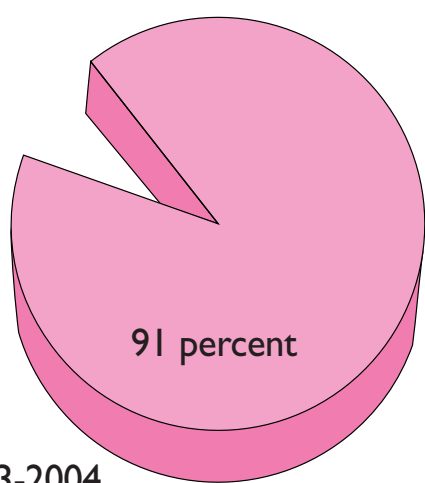
Percentage of students scoring proficient or advanced on the PSSA, by grade



## Other indicators

### New teacher retention has soared

Percentage of new teachers starting the school year who finished the year



2003-2004

2002-2003

### Spending on books is up

Total spending for books/instructional aids (operating budget)

